

## GETTING TO KNOW YOUR LUGGAGE SCALE



# OPERATING INSTRUCTIONS

## BASIC FUNCTIONS

The power button is used to turn unit on/off and reset it. The kg/lb button is used to change weight unit and to select the weighing mode. In all modes, the most accurate reading is achieved by lifting your luggage slowly and steadily and holding your luggage still. In case the luggage moves, the scale takes multiple readings and compares those before displaying stabilized weight reading. Three weighing modes are available:

- **Lock mode** (locked padlock icon) – Most accurate mode. Scale locks in on weight after several seconds.
- **Unlock mode** (open padlock icon) – Scale is continuously weighing luggage. Please note the display does not lock in on one weight reading. This mode should be used for adding or removing weight.
- **Peak mode** (graph icon) – Most convenient mode. Scale locks in weight within less than half a second.

**Please note: Travel Smart Luggage Scale weight may vary slightly from airport scale.**

## LIMITED ONE-YEAR WARRANTY

Conair will repair or replace (at our option) your unit free of charge for 12 months from the date of purchase if the appliance is defective in workmanship or materials. To obtain service under this warranty, return the defective product to the service center listed below, together with your purchase receipt and \$5.00 for postage and handling. California residents need only provide proof of purchase and should call 1-800-3-CONAIR for shipping instructions. In the absence of a purchase receipt, the warranty period shall be 12 months from the date of manufacture.

**ANY IMPLIED WARRANTIES, OBLIGATIONS, OR LIABILITIES, INCLUDING BUT NOT LIMITED TO THE IMPLIED WARRANTY OF MERCHANTABILITY AND FITNESS FOR A PARTICULAR PURPOSE, SHALL BE LIMITED IN DURATION TO THE 12-MONTH DURATION OF THIS WRITTEN, LIMITED WARRANTY.**

Some states do not allow limitations on how long an implied warranty lasts, so the above limitations may not apply to you.

## Weight unit selection

To change the weight unit from pounds to kilograms or vice versa, press and hold the kg/lb button for 2 seconds, until the former unit (kg or lb) starts to blink, then press the kg/lb button again to change unit measurement. Selected unit will blink for 3 seconds to register selection.

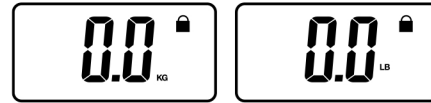
**IMPORTANT:** Hold scale upright by the handle during weighing.

## LOCK MODE

1. Press the power button once to turn unit on or reset it. Display will read "88.8".



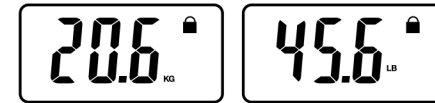
2. After a few seconds, "0.0" and the icon corresponding to the last weighing mode used will appear on the display. The scale is then ready to be used.



3. Press the kg/lb button repeatedly until the locked padlock appears on the display to activate the lock mode.

4. Attach luggage to hook and lift steadily. "000" will flash until luggage weight is stabilized (hold luggage as still as possible). Display will then read stabilized weight.

5. The scale will emit two short beeps if weight is under 50 lbs, or a long beep if weight is between 50.2 and 80 lbs.

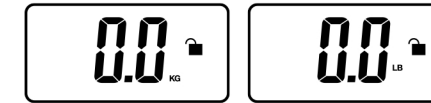


6. To weigh more pieces of luggage, press the power button once to reset the scale and repeat weighing process.

7. The scale will shut off automatically 60 seconds after displaying the last weight, giving you time to set down your luggage and check the weight. To turn the scale off manually, press and hold the power button for 2 seconds.

## UNLOCK MODE

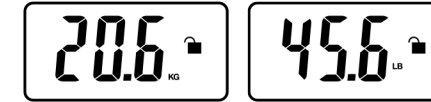
1. Press the power button once to turn unit on or reset it. Display will read "88.8". After a few seconds, "0.0" and the icon corresponding to the last weighing mode used will appear on the display. The scale is then ready to be used.



2. Press the kg/lb repeatedly until the open padlock appears on the display to activate the unlock mode.

3. Attach luggage to hook and lift steadily. "000" will flash. The display reading will automatically update as weight is added/removed from luggage.

4. The scale will emit continuous short beeps if weight is under 50 lbs or a long constant beep if weight is between 50.2 and 80 lbs.

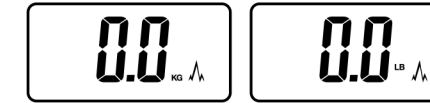


5. To weigh more pieces of luggage, press the power button once to reset the scale and repeat weighing process.

6. The scale will shut off automatically 60 seconds after displaying the last weight. To turn the scale off manually, press and hold the power button for 2 seconds.

## PEAK MODE

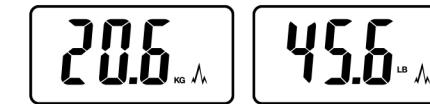
1. Press the power button once to turn unit on or reset it. Display will read "88.8". After a few seconds, "0.0" and the icon corresponding to the last weighing mode used will appear on the display. The scale is then ready to be used.



2. Press the kg/lb button repeatedly until the graph appears on the display to activate the peak mode.

3. Attach luggage to hook and lift steadily. Highest weight reading will display after a few seconds.

5. The scale will emit two short beeps if weight is under 50 lbs or a long beep if weight is between 50.2 and 80 lbs.



6. To weigh more pieces of luggage, press the power button once to reset the scale and repeat weighing process.

7. The scale will shut off automatically 60 seconds after displaying the last weight, giving you time to set down your luggage and check the weight on the display. To turn the scale off manually, press and hold the power button for 2 seconds.

**Note:** If the weight of your luggage is close to 50 lbs, we recommend that you confirm it using the lock mode. The peak mode is the most convenient mode because it only requires you to lift the luggage for a fraction of a second, but this mode is slightly less accurate than the lock mode.

## ERROR MODE

If weight exceeds 80 lbs (36 kg), the error message "Err" will appear on the display and the scale will emit a series of 12 short beeps.

**NOTE:** If the luggage scale is in lock or peak mode, it will then turn off immediately. If the luggage scale is in unlock mode, simply remove weight to update display reading.



## LOW BATTERY INDICATOR

The display will read "Lo" if the battery power is low. Please replace the batteries.



TRAVEL SMART  
by CONAIR

Operating Instructions  
Directives d'utilisation

compact luggage scale  
pèse-bagages compact

Model / Modèle  
TS601LSC

Service Centre:

©2011 Conair Consumer Products Inc.

Conair Consumer Products Inc.

100 Conair Parkway

Woodbridge, Ontario L4H 0L2

For more information on any Conair products call:

1-800-472-7606

Visit our website: [www.conaircanada.ca](http://www.conaircanada.ca)

Consumer Call Centre Email:

Consumer\_Canada @Conair.com

11CNI24382

IB-10921